


MGD 1012 - Adobe Illustrator I

Session One



Instructor Introduction

Mx. Josephine Barham

They/Them

Visual Designer



Student Introductions

What's your name?


What are your pronouns?

Why are you taking this class?




Course Overview

- Projects
- Exercises
- Icon Library
- Attendance




Course Expectations

- Academic Honesty
- Camera Etiquette
- Screen Sharing
- Engagement with Other Students
- Using MyCourses D2L



Syllabus Review

- Please download the syllabus from MyCourses now.
- If you haven't already, review all items under Week 1 and complete the Syllabus Checklist item in the Week 1 module.



Installing Illustrator



You **MUST** have the following program installed before next class:

- Adobe Illustrator

Please also install this program for easy viewing of PDFs:

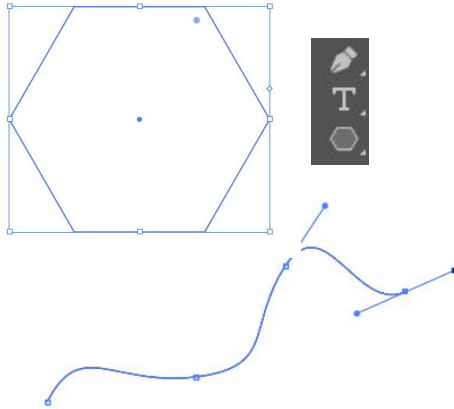
- Adobe Acrobat Pro

Reach out to me right away if you need help installing these.

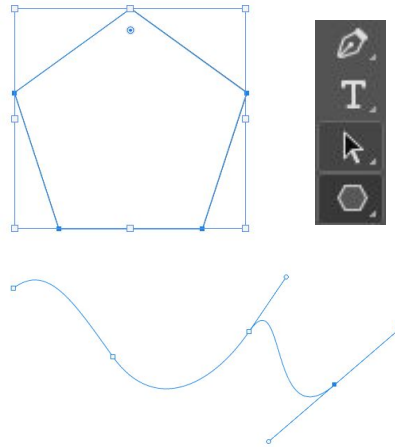
Vector Graphics



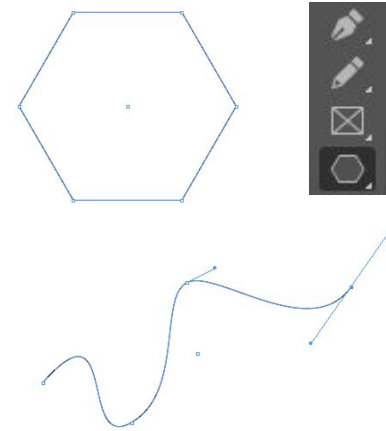
Illustrator



Photoshop




InDesign



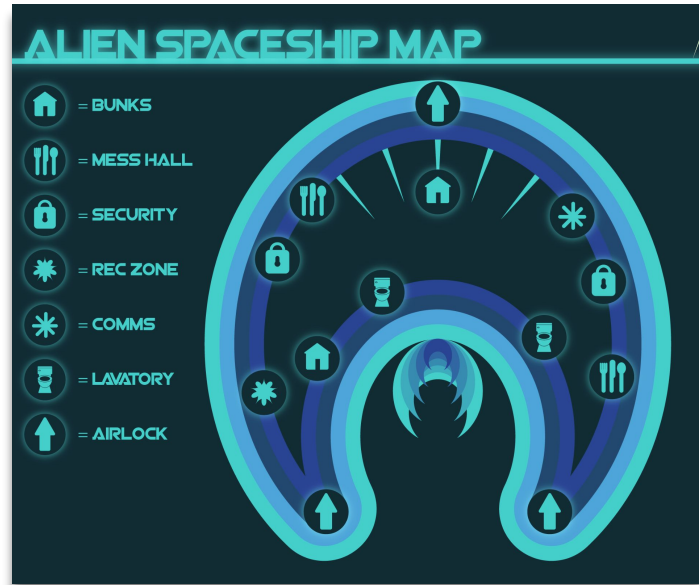
Raster Graphics

- Photographic/3D Render
- Painted
- Exported from a vector file



Exercise 1: Layered Map

- Downloading starter file from D2L
- Creating layers
- Moving objects into layers
- Naming layers
- Saving & submitting



Icon Library: Headquarters

- Document setup in InDesign
- Editing an image in Photoshop
- Adding text and exporting



Intro to Project 1



Design a warning sign.

For this project, you will use:

- Paper and pencil
 - OR a tablet
- Adobe Illustrator

VANS

N

OPTIV



MASS
EFFECT

CYBERPUNK
2.0.7.7



NERO

THE
LONGEST
JOHNS



Cadbury

Studio Time

